








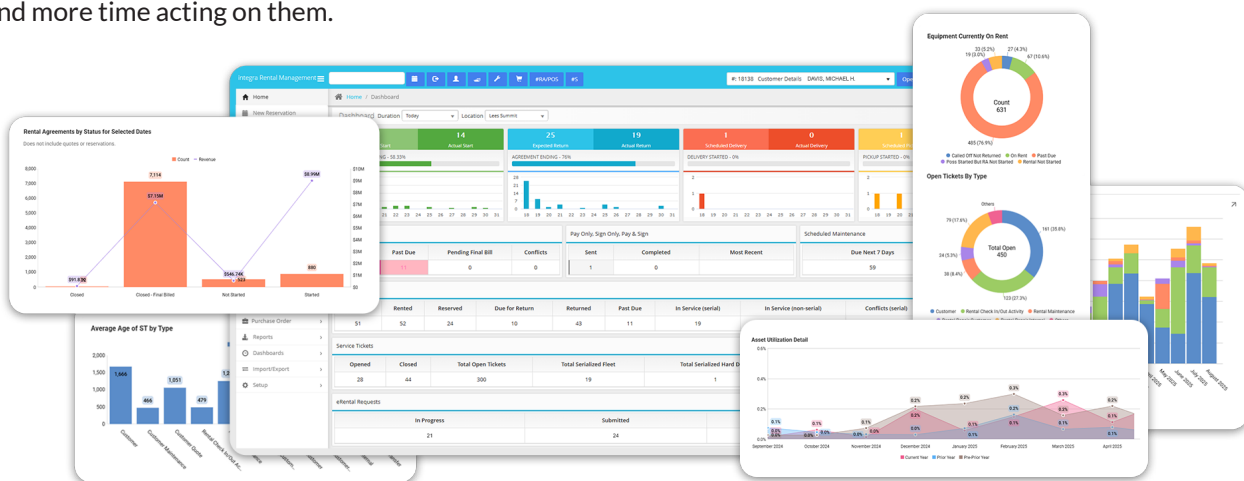
## Business Intelligence Dashboards

-  Sell More
-  Lower Costs
-  Improve Customer Satisfaction
-  Reduce Errors
-  Get Paid Faster

Turn your rental data into a competitive advantage with integraBI - built-in business intelligence dashboards for integraRental. Visualize real-time performance across your fleet, customers, and financials with interactive dashboards and reports. No spreadsheets, no manual exports, no guesswork. Make faster, smarter decisions with real historic business data.

### REAL-TIME VISIBILITY ACROSS YOUR BUSINESS

- Monitor fleet utilization, revenue trends, and customer activity from a single, centralized dashboard built directly into integraRental.
- Track the metrics that matter most to your business with role-based dashboards tailored for owners, managers, and counter staff.
- Eliminate manual reporting by surfacing live data automatically, so your team spends less time pulling numbers and more time acting on them.



### POWERFUL ANALYTICS FOR SMARTER DECISIONS

- Drill into branch-level, product category, or customer-level performance to understand exactly where your business is winning — and where it isn't.
- Reduce revenue loss from idle equipment by identifying low-utilization assets and uncovering high-demand inventory opportunities before they impact your bottom line.
- Forecast demand and optimize fleet size using historical rental data and utilization patterns unique to your business.
- Schedule and distribute automated reports to the right people at the right time, and support multi-location businesses with consolidated reporting across every branch.