








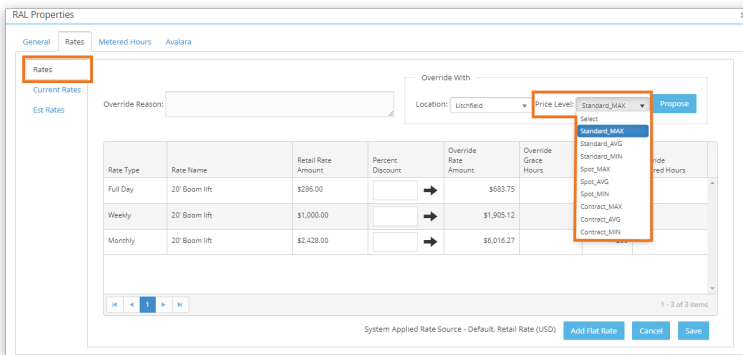
Rouse Analytics Add-On

-  Sell More
-  Lower Costs
-  Improve Customer Satisfaction
-  Reduce Errors
-  Get Paid Faster

integraRental has partnered with Rouse Analytics, the leader in market and data analysis tools for rental companies. integraRental users also gain access to first-of-its-kind integrated rental rate feedback from Rouse Analytics, enabling users to view and use market rates at the time of booking. Contact our sales team to get a quote on how to unleash the power of Rouse Analytics and integraRental today!

DATA-DRIVEN PRICING AND PLANNING WITHIN INTEGRARENTAL

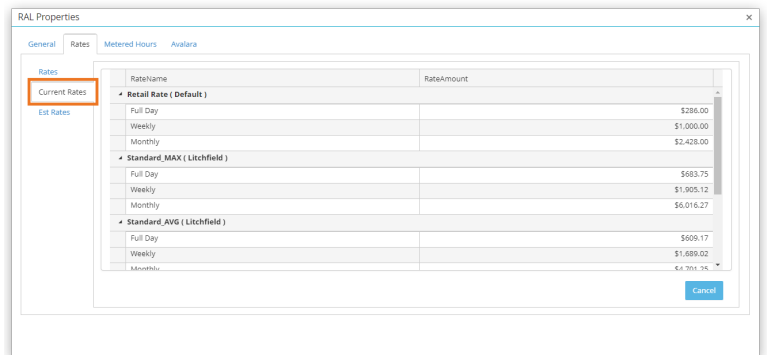
- integraRental is the **only** rental software enabled to integrate Rouse Analytics benchmark rate data directly into pricing tiers.
- Immediately gain a competitive edge thanks to integrated benchmark data that enables market-competitive pricing decisions at the time of booking.
- Daily, automatic integraRental rate updates from Rouse Analytics enable industry-first dynamic pricing.



Override With: Location: Litchfield Price Level: Standard_MAX

Rate Type	Rate Name	Retail Rate Amount	Percent Discount	Override Rate Amount	Override Grace Hours	Override Period Hours
Full Day	20' Boom lift	\$286.00		\$683.75		
Weekly	20' Boom lift	\$1,000.00		\$1,905.12		
Monthly	20' Boom lift	\$2,428.00		\$6,016.27		

Price Level dropdown options: Standard_AVG, Standard_MAX, Standard_MIN, Spot_MAX, Spot_AVG, Spot_MIN, Contract_MAX, Contract_AVG, Contract_MIN



RateName	RateAmount
• Retail Rate (Default)	
Full Day	\$286.00
Weekly	\$1,000.00
Monthly	\$2,428.00
• Standard_MAX (Litchfield)	
Full Day	\$683.75
Weekly	\$1,905.12
Monthly	\$6,016.27
• Standard_AVG (Litchfield)	
Full Day	\$609.17
Weekly	\$1,689.02
Monthly	\$4,391.24

ROUSE ANALYTICS: MARKET INFORMATION AT A GLANCE

- Rouse Analytics uses real rental invoice data from over 300 rental companies to provide users with comparisons against both industry benchmarks and local market competitors.
- Daily reports break down vital data points like rental rates, physical utilization, financial utilization, fleet age, and more.
- Gathered reports conform to the ARA Rental Market Metrics™, ensuring a level playing field for data analysis.
- Analyze supply and demand behaviors to develop better business plans and make more informed purchasing decisions.
- With the premium Rouse Analytics integration, businesses can proactively adjust to market changes, enhance asset usage, and boost profitability across the board.